

## TOWN / LOCATIONS

### Carbondale:

Smitty's Service Station  
99 North Main Street  
Phone: (570) 282-3359  
County: Lackawanna

### Scranton:

Pep Boys  
1113 Route US-6  
Phone: (570) 383-3600  
County: Lackawanna

### Chinchilla:

Jiffy Lube  
Route 6 & 11  
Phone: (570) 586-2217  
County: Lackawanna

### Scranton:

Jiffy Lube  
208 Meadow Avenue  
Phone: (570) 346-5960  
County: Lackawanna

### Scranton:

AutoZone  
387 Meridian Avenue  
Phone: (570) 969-4131  
County: Lackawanna

### Moscow:

A.J. Chevrolet, Inc.  
Route 435  
Phone: (570) 842-7697  
County: Lackawanna

## TIPS FOR CHANGING OIL

1. If possible, change the oil after the car has run for a while. The old oil will drain out quickly and completely if it's hot.
2. Block the wheels and apply the parking brake before getting under the car.
3. Remove the drain plug on the bottom of the oil pan, allowing the old oil to drain into your drain pan.
4. Use a filter wrench to loosen the old filter, then spin it off and drain as much oil as possible out of the filter into your drain pan.
5. Wet the rubber seal on the new filter with oil, then spin it on. **DO NOT USE A FILTER WRENCH** to tighten the new filter. Tighten it snugly with your fingers. Replace the drain plug and ensure that it is tight.
6. Add the new oil. (Check the owner's manual for the proper amount.)
7. Start the engine. The oil pressure warning light will be on, but should go out after a few seconds. Let the engine run for a few minutes.
8. Turn the engine off, wait a few minutes and check the oil level. Also check around the filter and drain plug for leaks.
9. Record the mileage and date of oil change.
10. Pour the used oil into a clean unbreakable container with a tight lid and never mix any other kind of fluid in it.


## RETURN USED OIL TO A COLLECTION CENTER!

Recycling used oil could reduce national petroleum imports by 22.5 million barrels of oil per year, and save much of the energy to process it.

The more waste we generate, the more we have to treat, store and dispose of. Recycling makes more sense today than ever. It is necessary to protect our most precious and fragile environment.

This brochure has been funded by the League of Women Voters of Pennsylvania Citizen Education Fund under a grant from the Pennsylvania Department of Environmental Protection.

# RECYCLING USED OIL



Compliments of  
Roamingwood Sewer and Water Association  
Source Water Protection Program  
P.O. Box 6, Lake Ariel, PA 18436  
(570) 698-6162

*We need to learn the safe and proper disposal of used oil. Used oil, when illegally discarded in backyards, streams and rivers, down sewers, storm drains, or placed in trash cans could eventually produce persistent harmful effects to plants animals, soil and groundwater.*

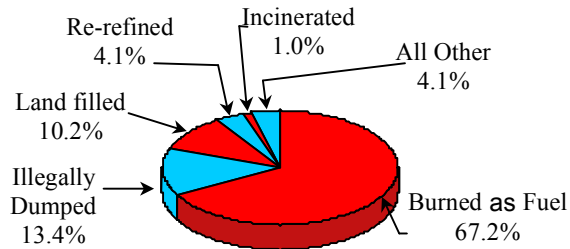
*This brochure contains information on used oil disposal. To insure safe disposal of used oil, collection centers have been established at the locations listed in this brochure. You can help protect the environment and save resources by taking your used oil to one of the collection sites that have volunteered to accept used oil from the public.*

**THE PROBLEM**

Off-shore oil spills receive much publicity, but one of the least publicized, prevalent hazards is caused by the uncontrolled dumping of used motor oil by Do-It-Yourselfers (DIYs).

- **ONE GALLON OF OIL DUMPED INTO A SURFACE WATER BODY CAN FORM A SLICK UP TO EIGHT ACRES IN SIZE.**
- Oil poured consistently on the soil may contaminate groundwater.
- Oil poured on the ground may spread and float away during a rainstorm.
- Oil disposed of in the garbage adds to the pollution generated at a landfill, threatening groundwater.
- Oil dumped into storm drains in the street will either go into a nearby canal or creek, polluting surface waters or into a ground water recharge basin, polluting groundwater recharge.
- Oil dumped into the sewer system can disrupt operations at the sewerage treatment plant.

**USED OIL DISPOSAL PRACTICES, 1991**



**THE SOLUTION**

Used oil can be refined into good as-new lubricating oil. Oil never wears out; it only gets dirty. **It takes 43 gallons of crude oil to produce 2.5 quarts of new lubricating oil, but just one gallon of used oil can be re-refined into 2.5 quarts of equally high quality lubricating oil.**

**How to Recycle Your Used Motor Oil**

- Pour all collected used oil into a clean, empty, sealable container such as a plastic milk jug. Specialized used oil containers can be purchased at local auto parts stores.
- Do not mix used motor oil with any other substances, such as antifreeze, paint, or other chemicals.
- Locate the nearest used oil collection site. Alternatively, look for the "Recycle Oil" symbol at local service stations or call the Pennsylvania recycling hotline at **1-800-346-4242** and ask where the participating collection sites are in your area.
- At the collection site, ask an attendant where to deposit used oil. Don't leave your container of used oil at the site unattended. And take your empty container home with you to use again.



**Help Us Update Our List**

The list of sites that will accept used motor oil from do-it-yourselfers requires constant revisions. You can help!

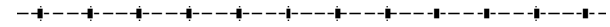
1. Tell us if you locate a place that can be added to the list.
2. Tell us if you find a site, which we have listed, that will no longer accept used oil.

Recycling used oil could reduce national petroleum imports by 22.5 million barrels of oil per year, and save much of the energy to process it.

Recycling makes more sense today than ever. It is necessary in order to protect our environment. It saves money, conserves natural resources and avoids costly clean-up with our tax dollars.

**TOWN USED OIL COLLECTION SITES**

You may return used motor oil (from your car or lawnmower) to one of the following drop-off locations. Call to verify business hours and quantity of used oil accepted.



**TOWN / LOCATIONS**

**Hamlin:**  
Hamlin Quick Lube  
Rural Route 4  
Phone: (570) 689-0474  
County: Wayne

**Carbondale:**  
Jerry's Service Station  
8<sup>th</sup> Avenue and Main  
Phone: (570) 282-4550  
County: Lackawanna

**Carbondale:**  
Jim's Texaco Station  
20 Salem Avenue  
Phone: (570) 282-5580  
County: Lackawanna

**Peckville:**  
AutoZone  
306 Main Street  
Phone: (570) 383-8660  
County: Lackawanna

**Scranton:**  
Advance Auto Parts  
1212 O'Neil Highway  
Phone: (570) 969-1080  
County: Lackawanna

**TOWN / LOCATIONS**

**Scranton:**  
Bewick's Service Station  
200 West Drinker Street  
Phone: (570) 348-1110  
County: Lackawanna

**Scranton:**  
Andy's Auto Service  
207 South Blakely Street  
Phone: (570) 346-4787  
County: Lackawanna

**Dickson City:**  
Johnnie's Service Station  
1417 Main Avenue  
Phone: (570) 489-9026  
County: Lackawanna

**Scranton:**  
AutoZone  
230 Green Ridge Street  
Phone: (570) 344-3601  
County: Lackawanna

**Scranton:**  
Jiffy Lube  
739 Oak Street  
Phone: (570) 346-5823  
County: Lackawanna

**Scranton:**  
Advance Auto Parts  
313 Mulberry Street  
Phone: (570) 344-8601  
County: Lackawanna