

1. Yellow Sun
 ◆ Evaporation = liquid to vapor
2. Clear Air
 ◆ Collection of water vapor into...
3. White Clouds
 ◆ Condensation = vapor to liquid
 ◆ Precipitation (rain) from sky to Earth's surface
4. Light Blue River or Stream
 Dark Blue Lake or Pond
 Purple Ocean
 Orange Glacier - frozen surface water body
 } Surface water bodies
- Black Ground surface/soil
 ◆ Evaporation (cycle begins again)
 or
 ◆ Infiltration = seeps underground
5. Green Plants
 ◆ Transpiration (cycle begins again)
6. Red Animals and Humans Use Water
Animals—surface water for drinking and bathing
Humans—Surface water and ground water for...
 ...drinking...bathing...washing clothes and dishes...flushing toilet...watering garden or lawn...washing car...swimming

1. Yellow Sun
 ◆ Evaporation = liquid to vapor
2. Clear Air
 ◆ Collection of water vapor into...
3. White Clouds
 ◆ Condensation = vapor to liquid
 ◆ Precipitation (rain) from sky to Earth's surface
4. Light Blue River or Stream
 Dark Blue Lake or Pond
 Purple Ocean
 Orange Glacier - frozen surface water body
 } Surface water bodies
- Black Ground surface/soil
 ◆ Evaporation (cycle begins again)
 or
 ◆ Infiltration = seeps underground
5. Green Plants
 ◆ Transpiration (cycle begins again)
6. Red Animals and Humans Use Water
Animals—surface water for drinking and bathing
Humans—Surface water and ground water for...
 ...drinking...bathing...washing clothes and dishes...flushing toilet...watering garden or lawn...washing car...swimming


1. Yellow Sun
 ◆ Evaporation = liquid to vapor
2. Clear Air
 ◆ Collection of water vapor into...
3. White Clouds
 ◆ Condensation = vapor to liquid
 ◆ Precipitation (rain) from sky to Earth's surface
4. Light Blue River or Stream
 Dark Blue Lake or Pond
 Purple Ocean
 Orange Glacier - frozen surface water body
 } Surface water bodies
- Black Ground surface/soil
 ◆ Evaporation (cycle begins again)
 or
 ◆ Infiltration = seeps underground
5. Green Plants
 ◆ Transpiration (cycle begins again)
6. Red Animals and Humans Use Water
Animals—surface water for drinking and bathing
Humans—Surface water and ground water for...
 ...drinking...bathing...washing clothes and dishes...flushing toilet...watering garden or lawn...washing car...swimming

1. Yellow Sun
 ◆ Evaporation = liquid to vapor
2. Clear Air
 ◆ Collection of water vapor into...
3. White Clouds
 ◆ Condensation = vapor to liquid
 ◆ Precipitation (rain) from sky to Earth's surface
4. Light Blue River or Stream
 Dark Blue Lake or Pond
 Purple Ocean
 Orange Glacier - frozen surface water body
 } Surface water bodies
- Black Ground surface/soil
 ◆ Evaporation (cycle begins again)
 or
 ◆ Infiltration = seeps underground
5. Green Plants
 ◆ Transpiration (cycle begins again)
6. Red Animals and Humans Use Water
Animals—surface water for drinking and bathing
Humans—Surface water and ground water for...
 ...drinking...bathing...washing clothes and dishes...flushing toilet...watering garden or lawn...washing car...swimming

Water Conservation Tips

- ⇒ Turn off the water while brushing your teeth.
- ⇒ Take shorter showers; turn off the water while lathering.
- ⇒ Wash only full loads of dishes.
- ⇒ Water outside plants in early morning to reduce evaporation.
- ⇒ Wash your car at the car wash, which recycles water.
- ⇒ Collect rain water or dehumidifier water to water plants.
- ⇒ Remember that, by using water, you play a role in the water cycle every day.

To learn more, visit the watersheds page at www.mcconservation.org




Water Resources Education Network

This activity of the Monroe County Conservation District has been partially funded by the League of Women Voters of Pennsylvania Citizen Education Fund under a grant from the Pennsylvania Department of Environmental Protection.

Water Conservation Tips

- ⇒ Turn off the water while brushing your teeth.
- ⇒ Take shorter showers; turn off the water while lathering.
- ⇒ Wash only full loads of dishes.
- ⇒ Water outside plants in early morning to reduce evaporation.
- ⇒ Wash your car at the car wash, which recycles water.
- ⇒ Collect rain water or dehumidifier water to water plants.
- ⇒ Remember that, by using water, you play a role in the water cycle every day.

To learn more, visit the watersheds page at www.mcconservation.org




Water Resources Education Network

This activity of the Monroe County Conservation District has been partially funded by the League of Women Voters of Pennsylvania Citizen Education Fund under a grant from the Pennsylvania Department of Environmental Protection.

Water Conservation Tips

- ⇒ Turn off the water while brushing your teeth.
- ⇒ Take shorter showers; turn off the water while lathering.
- ⇒ Wash only full loads of dishes.
- ⇒ Water outside plants in early morning to reduce evaporation.
- ⇒ Wash your car at the car wash, which recycles water.
- ⇒ Collect rain water or dehumidifier water to water plants.
- ⇒ Remember that, by using water, you play a role in the water cycle every day.

To learn more, visit the watersheds page at www.mcconservation.org



Water Resources Education Network

This activity of the Monroe County Conservation District has been partially funded by the League of Women Voters of Pennsylvania Citizen Education Fund under a grant from the Pennsylvania Department of Environmental Protection.

Water Conservation Tips

- ⇒ Turn off the water while brushing your teeth.
- ⇒ Take shorter showers; turn off the water while lathering.
- ⇒ Wash only full loads of dishes.
- ⇒ Water outside plants in early morning to reduce evaporation.
- ⇒ Wash your car at the car wash, which recycles water.
- ⇒ Collect rain water or dehumidifier water to water plants.
- ⇒ Remember that, by using water, you play a role in the water cycle every day.

To learn more, visit the watersheds page at www.mcconservation.org



Water Resources Education Network

This activity of the Monroe County Conservation District has been partially funded by the League of Women Voters of Pennsylvania Citizen Education Fund under a grant from the Pennsylvania Department of Environmental Protection.