



**pennsylvania**  
DEPARTMENT OF ENVIRONMENTAL PROTECTION



Bureau of Safe Drinking Water

# **Pennsylvania Water Policy Update**

Bureau of Safe Drinking Water

Lisa Daniels, Director

WREN Meeting

June 12, 2012

# Objectives

- Review Safe Drinking Water (SDW) facts
- Discuss new/upcoming SDW regulations
- Examine SDW challenges and solutions
- Entertain questions/comments

# SDW Facts

- Population = 12.5 M
  - Ranked 6<sup>th</sup> in nation
- Number of PWSs = 9,200
  - Ranked 4<sup>th</sup> in nation
- Population served by PWSs = 10.7 M (86%)

# SDW Facts

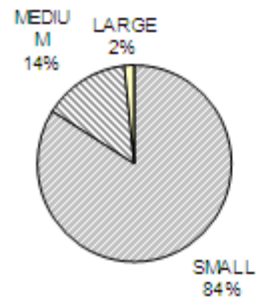
**NUMBER OF PWSs**

	CWS	NTNC	TNC
SMALL	1,738	1,128	6,080
MEDIUM	297	14	8
LARGE	33	0	0
TOTAL	2,068	1,142	6,088

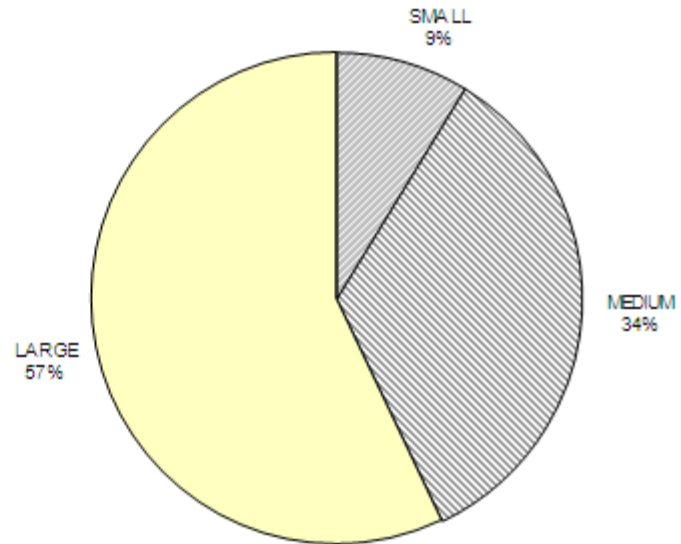
**POPULATION SERVED**

	CWS	NTNC	TNC
SMALL	942,875	397,966	753,407
MEDIUM	3,682,628	78,177	40,000
LARGE	6,150,005	0	0
TOTAL	10,775,508	476,143	793,407

**COMMUNITY WATER SYSTEMS DISTRIBUTION BY SIZE**



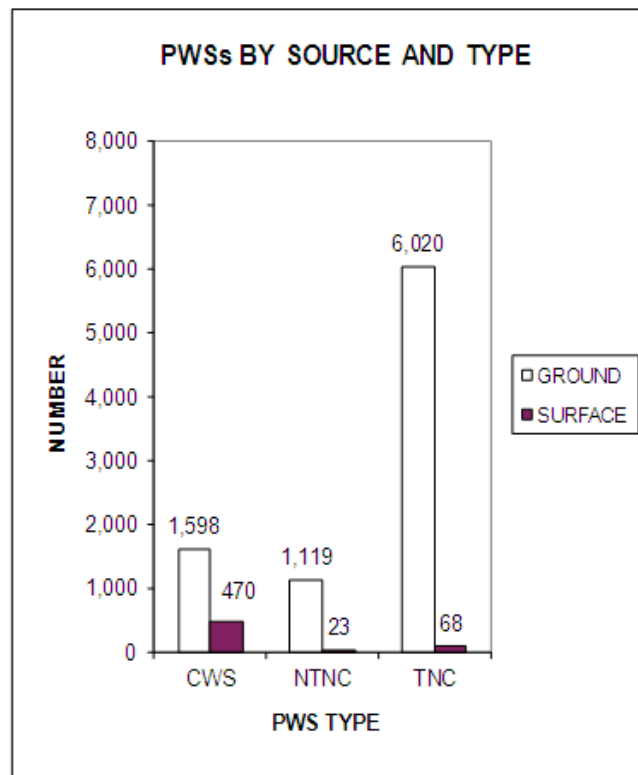
**COMMUNITY WATER SYSTEMS POPULATION SERVED BY SYSTEM SIZE**



# SDW Facts

**PWSs BY SOURCE AND SYSTEM TYPE**

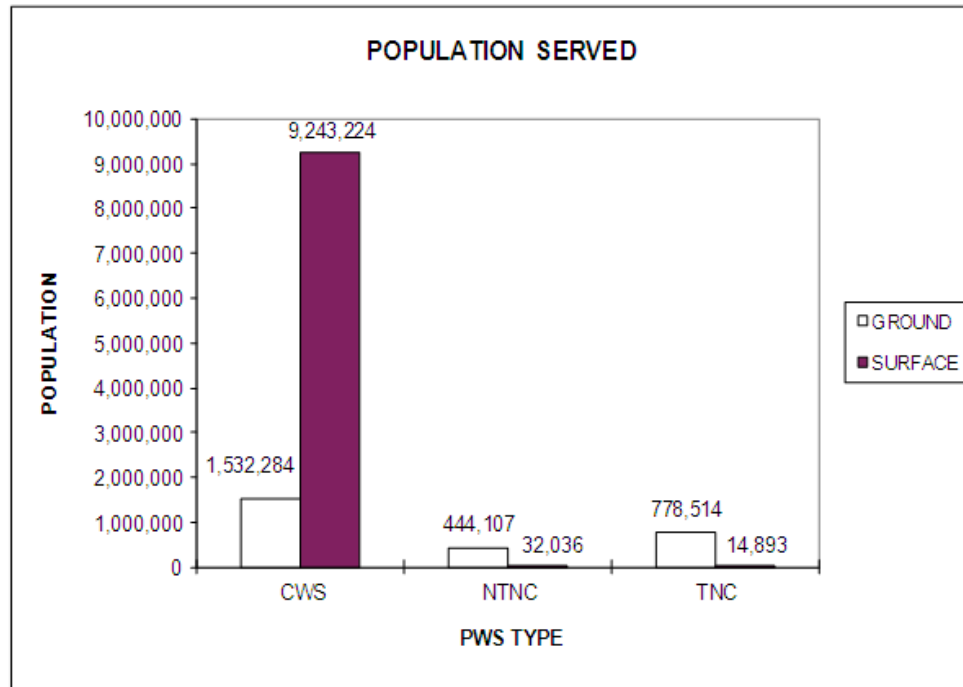
	CWS		NTNC		TNC		TOTAL	
	NUMBER	PERCENT	NUMBER	PERCENT	NUMBER	PERCENT	NUMBER	PERCENT
<b>GROUND</b>	1,598	77.3%	1,119	98.0%	6,020	98.9%	8,737	94.0%
<b>SURFACE</b>	470	22.7%	23	2.0%	68	1.1%	561	6.0%
<b>TOTAL</b>	2,068	100.0%	1,142	100.0%	6,088	100.0%	9,298	100.0%



# SDW Facts

**POP SERVED BY SOURCE AND SYSTEM TYPE**

	CWS		NTNC		TNC		TOTAL	
	POPL SERVED	PER CENT	POPL SERVED	PER CENT	POPL SERVED	PER CENT	POPL SERVED	PER CENT
<b>GROUND</b>	1,532,284	14.2%	444,107	93.3%	778,514	98.1%	2,754,905	22.9%
<b>SURFACE</b>	9,243,224	85.8%	32,036	6.7%	14,893	1.9%	9,290,153	77.1%
<b>TOTAL</b>	10,775,508	100.0%	476,143	100.0%	793,407	100.0%	12,045,058	100.0%



# SDW Facts

- PA received primacy in 1985
- SDWA was reauthorized in 1986 (6 new regs)  
and again in 1996 (18 new regs)
- At tail-end of regulatory tsunami with on-going implementation of 5 new regs

# ▶ New/Upcoming SDW Regs

Drinking Water Regulatory Update		
Regulation	EPA Publication Date	DEP Publication Date
General Update	Final – 1992	Final – 5/23/2009
Stage 2 D/DBP Rule	Final – 1/4/2006 Corrections – 6/29/2009	Final – 12/26/2009
Long Term 2 Enhanced SWTR	Final – 1/5/2006 Corrections – 1/30/2006	Final – 12/26/2009
Ground Water Rule	Final – 11/8/2006 Corrections – 11/21/2006	Final – 12/26/2009
LCR-STR	Final – 10/10/2007	Final – 12/18/2010
UCMR 3	Final – 5/2/2012	N/A, EPA Direct Implementation



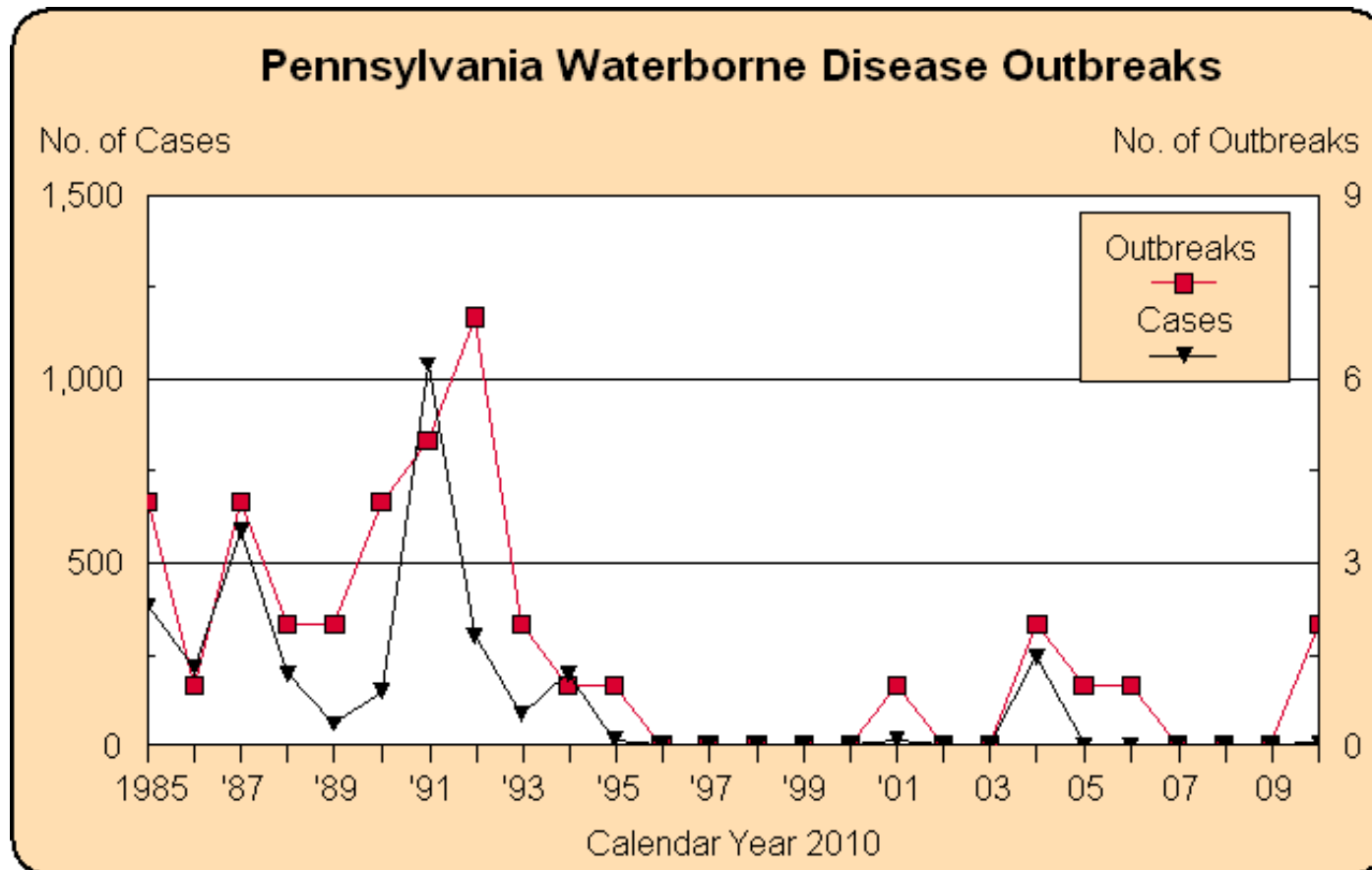
# ▶ New/Upcoming SDW Regs

Drinking Water Regulatory Update		
Regulation	EPA Publication Date	DEP Publication Date
<i>TCR Revisions</i>	<i>Proposed - 7/14/2010 Final - Expected June 2012</i>	
<i>Distribution System/Storage Tank Rule</i>	<i>Proposed – Expected June 2012</i>	
<i>LCR Long-term Revisions</i>	<i>Proposed - Expected Oct 2012</i>	
<i>Perchlorate</i>	<i>Proposed - Expected Feb 2013</i>	
<i>CCL 4</i>	<i>Draft – Expected Summer 2013</i>	
<i>Group 16 Carcinogenic VOCs</i>	<i>Proposed - Expected Oct 2013</i>	
<i>Hexavalent Chromium</i>	<i>To be determined</i>	
<i>Revised Fluoride Standard</i>	<i>To be determined</i>	
<i>Radon Rule</i>	<i>Proposed - 11/02/1999 Final - Long-term Action List</i>	
<i>Nitrosamines</i>	<i>Proposed – Expected mid-2014</i>	

# SDW Challenges

- Tsunami of new regulations
- Simultaneous compliance
- Emerging contaminants
- Workload vs. budget/resources
- Public health protection

# SDW Challenges



# SDW Solutions

- Strategic planning
- Training, training, & more training
- Building TMF capability (e.g. SWAP, FPPE, CE, Op Cert)
- Partnerships (e.g. WREN)

# Questions/Comments



**pennsylvania**  
DEPARTMENT OF ENVIRONMENTAL PROTECTION



Bureau of Safe Drinking Water

**Lisa Daniels, Director BSDW**

**[ldaniels@pa.gov](mailto:ldaniels@pa.gov)**

**[www.depweb.state.pa.us](http://www.depweb.state.pa.us)**